

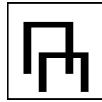



9th Annual ORCA Invitational  
2018  
JO 3B



#	Athlete	Club	D			D			D			D			D		
			Score	Rk		Score	Rk		Score	Rk		Score	Rk		Score	Rk	
857	BOYDEN Mya	Duncan dynamics Gymnastics Club	10.00	9.250	2	10.00	9.000	3	10.00	9.375	1	10.00	9.325	1	40.00	36.950	1
860	BRITTAN Sydney	Duncan dynamics Gymnastics Club	10.00	9.100	3	10.00	9.050	2	10.00	9.350	2	10.00	8.600	8	40.00	36.100	2
2414	FOKKEMA Briar	Lion's Pride Gymnastics	10.00	8.900	6	10.00	8.950	4	10.00	8.950	6	10.00	9.275	2	40.00	36.075	3
855	WHITE Honey	Duncan dynamics Gymnastics Club	10.00	8.950	5	10.00	8.700	5	10.00	9.250	3	10.00	9.175	3	40.00	36.075	3
2748	MAYERS Sophie	Campbell River Gymnastics Association	10.00	8.725	8	10.00	9.150	1	10.00	8.850	7	10.00	8.950	6	40.00	35.675	5
2043	LIMSHUE Aila	Nanaimo Gymnastics School	10.00	8.775	7	10.00	8.600	6	10.00	9.250	3	10.00	8.800	7	40.00	35.425	6
859	JAY Maika	Duncan dynamics Gymnastics Club	10.00	9.025	4	9.60	8.050	9	10.00	8.975	5	10.00	9.050	4	39.60	35.100	7
1383	PRANGNELL Sidney	Chimo Gymnastics	10.00	9.450	1	10.00	8.400	7	10.00	8.350	9	10.00	8.300	9	40.00	34.500	8
2052	CUNNIAN Brynn	Nanaimo Gymnastics School	10.00	8.600	9	10.00	8.300	8	10.00	8.000	10	10.00	9.025	5	40.00	33.925	9
862	BENNEFIELD Sada	Duncan dynamics Gymnastics Club	10.00	8.400	11	10.00	7.950	10	10.00	8.400	8	10.00	8.050	10	40.00	32.800	10
2045	MCFARLANE Riley	Nanaimo Gymnastics School	10.00	8.600	9	10.00	7.550	11	10.00	7.225	11	10.00	7.300	11	40.00	30.675	11